

Nijo-jo Castle was built in 1603 by Ieyasu Tokugawa, who was the founder of the Tokugawa shogunate. Ieyasu built the castle to protect the Kyoto Imperial Palace and to act as a residence for the Tokugawa shoguns while in Kyoto. In 1626, upon an imperial visit from Emperor Go-Mizunoo, the castle was remodeled by the third Tokugawa shogun, Iemitsu, to have it appear as it does now. The castle faced many disasters during the Edo period, but many cultural assets remained intact—starting with the Ninomaru Palace. The 28 structures and their embellishments that are deemed as national treasures and important cultural assets, the scenic beauty that is Ninomaru garden, and the valuable wall paintings are all top-quality items that were created from the wisdom and finest skills available during that time. The area is also recognized as a historic landmark and is heavily protected as one of its national treasures.

In 1884, the jurisdiction of the castle transferred over to the Ministry of the Imperial Household, and its name was changed to Nijo Imperial Villa. Then in 1915, the castle was used as the venue for the grand enthronement ceremony of Emperor Taisho. The jurisdiction was altered to the city of Kyoto in 1939, and ever since then, the name of the castle has been Former Imperial Villa, Nijo-jo Castle.

We hope you will consider utilizing Nijo-jo Castle, a place that holds both deep historic value and a high status, as a special venue for your MICE plans.

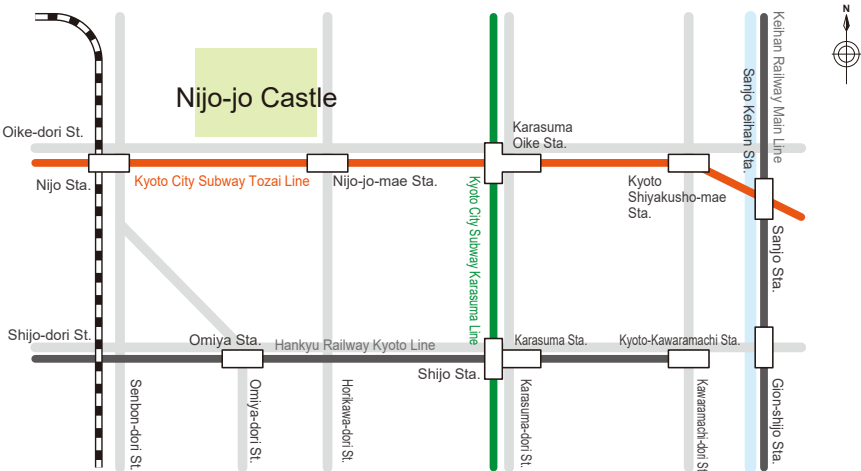
In order to share the greatness behind Nijo-jo Castle as an important cultural asset, as well as maintain and continue the public appreciation of the castle, we offer a MICE Plan for World Heritage Site - Nijo-jo Castle that fully utilizes the castle's historical value and status to its greatest potential. Furthermore, the Honmaru Palace has been added to one of the venues since 2025 along with completion of restoration work.

Additionally, we accept donations in order to support the official restoration and preservation of the castle. Please consider supporting this movement as well.

This is the first official restoration since the castle's construction by Ieyasu Tokugawa in 1603.

The Kyoto City Culture and Citizens Affairs Bureau, Nijo-jo Castle Office
541 Nijo-jo-cho, Nijo-dori Horikawa Nishi-iru, Nakagyo-ku, Kyoto 604-8301
TEL: +81-(0)75-841-0096 FAX: +81-(0)75-802-6181
<https://nijo-jocastle.city.kyoto.lg.jp/?lang=en>

Access



- From Kyoto Station:
 - 1) By Kyoto City Subway: At Karasuma-oike Station, transfer to the Tozai line. Then, get off at Nijo-jo-mae Station
 - 2) By Kyoto City Bus: 16 min. by bus (#9 / #50) get off at Nijo-jo-mae
 - 3) By JR Train: 17 min. walk from Nijo Station, JR Sagano Line
- From Sanjo Keihan Station:

Transfer to the Subway Tozai line headed for Sanjo Keihan Station. Get off at Nijo-jo-mae station
- From Hankyu Karasuma Station: Take the city bus (#12 or #101) and get off at Nijo-jo-mae
- By car: It will take approximately 30 minutes on the Meishin Expressway from the Kyoto Higashi Interchange or the Kyoto Minami Interchange
- Parking: Buses (11 spaces) / Cars (120 spaces)
For inquiries, please contact Nijo-jo Castle Parking at 075-801-5564.

■ For further questions regarding MICE events and planning in Kyoto, please contact the Kyoto Convention & Visitors Bureau.

Kyoto Convention & Visitors Bureau

78 Kankoboko-cho, Muromachi Higashi-iru, Shijo-dori, Shimogyo-ku, Kyoto 600-8009, JAPAN
TEL: 81-75-353-3053 FAX: 81-75-353-3055 E-mail: kyoto@helloworld.or.jp <https://meetkyoto.jp/ja/>

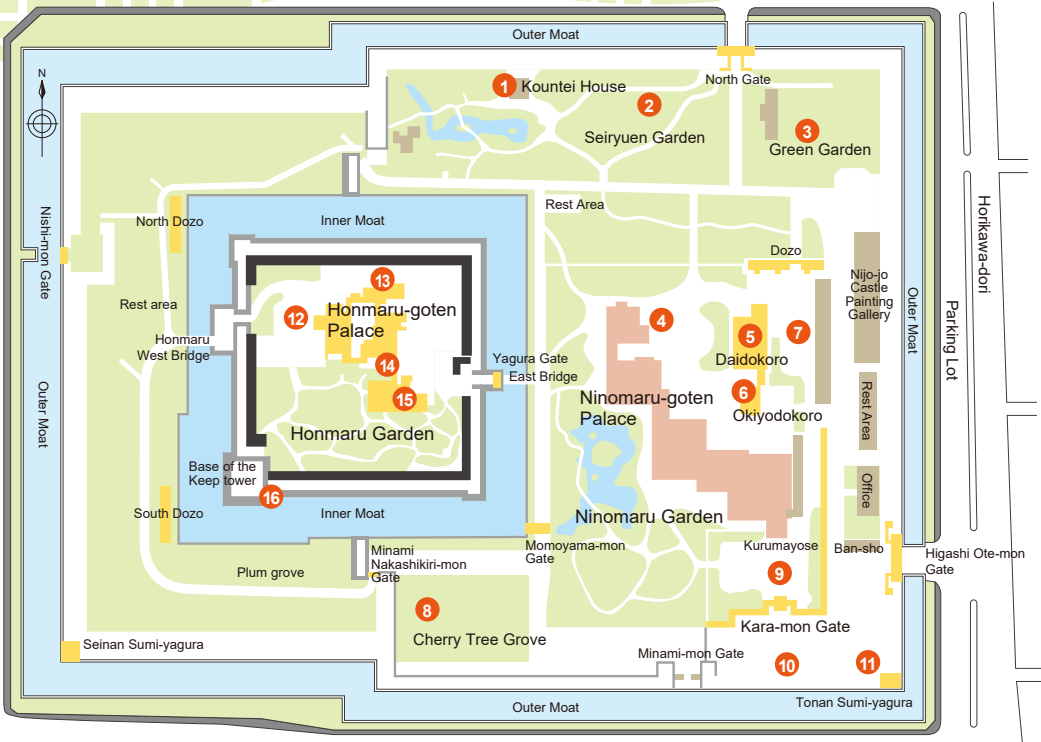
World Heritage Site Nijo-jo Castle MICE Plan

— Nijo-jo Castle, a World Heritage Site, Can be Used as a Unique Venue —



World Heritage Site Nijo-jo Castle MICE Plan

You can experience the unique hospitality that is exclusive to Nijo-jo Castle.



Target Activities:

Corporate/group meetings or seminars, study/training, receptions/exhibitions, events, etc...

Available Times:

Please inquire about hours usable as a venue.

Closed Days:

December 29-31

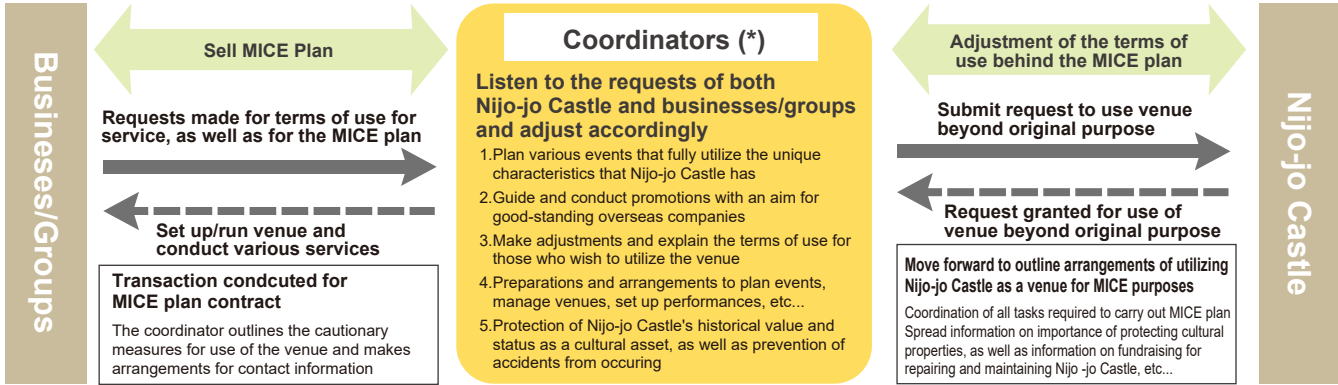
Ninomaru-goten Palace Closed Days: December 26-28, January1-3, Every Tuesday in Jan, Jul, Aug and Dec

Honmaru-goten Palace Closed Days: December 26-28, January1-3, Third Monday of each month and the following day

Inquiries:

Inquiries are accepted at any time through the coordinators listed on "MICE Plan for World Heritage Site - Nijo-jo Castle."

You may also find the list on the homepage of the official website for Nijo-jo Castle.



(*) You may also find the list on the homepage of the official website for Nijo-jo Castle.

Examples:



Koun-tei Teahouse

Approx. 20 pax (Theater)

Koun-tei, normally not open to the public, is available for dining events.



Front yard of Ninomaru-goten Palace Daidokoro Kitchen

Approx. 200 pax (Incentive party)

This area is normally not open to the public and is located outdoors, requiring weather-related precautions, especially in case of rain.



Ninomaru-goten Palace Daidokoro Kitchen

Approx. 100 pax (Music Event)

This venue, designated as an important cultural property, is not open to the public. It can also be used in conjunction with the Goseisho Hall.



Front yard of Kara-mon

Approx. 400 pax (Reception party for an International)

This example is a buffet style in the front garden area of the Karamon Gate, which is designated as an important cultural property.

Summary of Spaces/Areas:

Name of Space/Area	Conference (Theater)	Conference (School)	Buffet	Seated	Price/JPY ^{(*)1}	Food and Drink	Note
1 Koun-tei Teahouse	40	25	40	30	500,000	○	indoor
2 Seiryu-en Garden	300	180	300	250	1 million	○	
3 Green Garden	200	120	200	160	500,000	○	
4 Courtyard of Ninomaru-goten Palace	400	250	400	300	1 million	○	
5 Ninomaru-goten Palace Daidokoro Kitchen	200	120	—	—	500,000	×	indoor
6 Ninomaru-goten Palace Okiyodokoro	60	40	60	50	500,000	○	indoor
7 Front yard of Ninomaru-goten Palace Daidokoro Kitchen	250	150	250	200	500,000	○	
8 Cherry tree grove	300	180	300	250	500,000	○	
9 Front yard of Ninomaru-goten Palace	250	150	250	200	1 million	○	
10 Front yard of Kara-mon	400	250	400	300	500,000	○	
11 Tonan Sumi-yagura (Southeast Watchtower)	30	20	—	—	500,000	△ ^{(*)2}	indoor
12 Front yard of Honmaru-goten Palace Genkan(Entrance Hall)	100	60	100	70	500,000	○	
13 Honmaru-goten Palace Daidokoro Kitchen	30	20	30	20	400,000	○ ^{(*)3}	indoor
14 Honmaru-goten Palace Goshoin(Reception 1-3 Rooms)	20	10	—	—	1 million	×	indoor
15 Honmaru-goten Palace Otsune-goten(Residential Palace) 2nd floor	20	10	20	10	500,000	○ ^{(*)3}	indoor
16 The base of the keep tower	30	20	30	20	500,000	○ ^{(*)3}	

(*)1 Per diem rate (excl. setup costs) (*)2 Negotiable (*)3 No alcohol permitted

*Maximum capacity above. Make sure that number of guests and directions for use should be changed up to contents. *No use during construction period.



1 Koun-tei Teahouse [Not normally open]



2 Seiryu-en Garden



3 Green Garden



4 Courtyard of Ninomaru-goten Palace [Not normally open]



5 Ninomaru-goten Palace Daidokoro Kitchen [Not normally open]



6 Ninomaru-goten Palace Okiyodokoro [Not normally open]



7 Front yard of Ninomaru-goten Palace Daidokoro Kitchen [Not normally open]



8 Cherry tree grove



9 Front yard of Ninomaru-goten Palace



10 Front yard of Kara-mon



11 Tonan Sumi-yagura (Southeast Watchtower) [Not normally open]



12 Front yard of Honmaru-goten Palace Genkan(Entrance Hall)



13 Honmaru-goten Palace Daidokoro Kitchen



14 Honmaru-goten Palace Goshoin (Reception 1-3 Rooms)



15 Honmaru-goten Palace Otsune-goten(Residential Palace) 2nd floor



16 The base of the keep tower